



Thermo Scientific
Multiskan FC Microplate Photometer

User convenience

in photometric applications

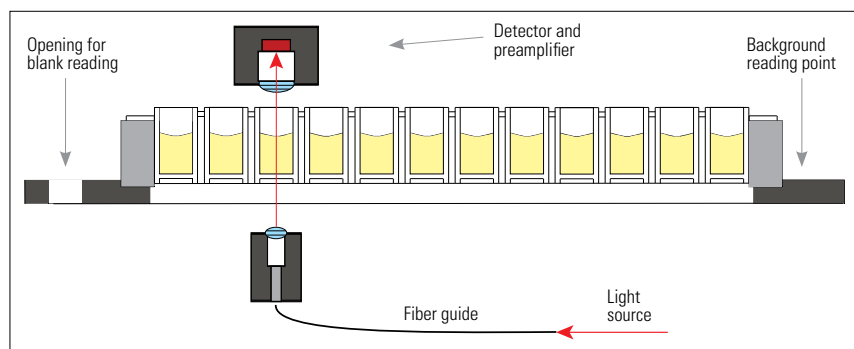
Thermo Scientific™ Multiskan™ FC – Filter-based Microplate Photometer for Research and Routine Applications

The Thermo Scientific Multiskan FC microplate photometer is a reliable and robust instrument for a wide variety of research and clinical applications. It reads both 96- and 384-well plates, and is equipped with shaking and incubation capabilities for temperature critical assays. It can be used as a stand alone instrument or under PC control with our intuitive Thermo Scientific™ SkanIt™ Software.

Designed with 35 years experience in microplate photometry, the Multiskan FC combines the world-renowned quality of the Multiskan product line with a new large color screen, visual internal software with 'quick keys' and multiple language options to ensure excellent usability.

Multiskan FC Offers You:

- A broad wavelength range of 340–850 nm for a wide variety of research and routine applications
- Fast and accurate measurement of both 96- and 384-well plates for various throughput requirements
- Shaking and incubation up to 50°C for temperature critical assays
- Ease of use through the large color screen, visual internal software and a variety of language versions
- Visual and logical SkanIt Software for comprehensive instrument control and data handling
- Proven performance and reliable day-to-day results through patented optical design and in-built self diagnostics



Patented and proven optical design (US6111636)

Multiskan FC for a Wide Variety of Photometric Applications

The Multiskan FC is a reliable and robust microplate photometer designed to perform a wide variety of routine and clinical applications. It brings together 35 years experience of the well-known Multiskan product brand, with new features for enhanced usability. The Multiskan FC can be used as a stand-alone instrument or under PC control via our unique and easy-to-use SkanIt Software.

The Multiskan FC has a 340–850 nm wavelength range, enabling a wide variety of applications from enzyme kinetic studies to Lowry assays. It is equipped with an eight-position filter wheel with three standard filters, 405 nm, 450 nm and 620 nm, pre-installed. A comprehensive range of easy-to install additional filters is available for order directly from your Thermo Fisher Scientific representative.

The Multiskan FC provides fast and accurate measurements enabling complete 96-well plate reading in less than six seconds. Furthermore, the instrument is equipped with linear shaking as standard. A model is also available fitted with an incubator providing incubation temperatures up to 50°C and the capacity to read 384-well plates.

Reliable Results and Robust Performance

The proven and patented (US6111636) optical design of the Multiskan FC in combination with an autocalibration procedure that is performed during each measurement guarantees stable day-to-day and year-on-year performance and reliability.

During startup all major functions of the instrument, such as plate position, measurement stability, lamp functionality, filters, optical system, incubation and electronic operation, are checked to ensure reliable operation. In addition, the lamp is automatically switched off when not in use, which prolongs the lifetime of the lamp.

Ease of Use with Internal Software

The large color screen of the Multiskan FC, combined with the simple and logical internal software, ensures easy and intuitive assay setup. The 'quick keys' allow instant access to the most commonly used protocols in routine laboratories. In addition, the internal software contains both qualitative and quantitative calculations for single, dual and kinetic measurements providing flexible data handling capabilities.



Multiskan FC microplate photometer

The internal software memory can store up to 99 assays, and results can be saved to a USB memory stick for easy transfer to a computer.

The internal software is available in English, German, French, Spanish, Portuguese, Russian, Chinese and Japanese.

Thermo Scientific SkanIt Software for Optimal Computer Control

The highly visual and logical user interface of SkanIt Software facilitates instrument control and data handling for both research and routine applications. The graphical step list feature allows straightforward setup of any assay. Comprehensive inbuilt calculations, such as blank subtraction, quantitative curve fit, qualitative classification and kinetic calculations, as well as the versatile reporting tool, make data reduction with SkanIt Software trouble-free. Using the ready-made demo sessions in SkanIt Software, basic single, dual and kinetic measurements are performed quickly with only a few mouse clicks.

The same language selection for the internal software is available also for SkanIt Software. It simply speaks your language.

Furthermore, ready-made sessions for many common assays can be downloaded for SkanIt Software online from www.thermoscientific.com/platereaders.

Robot Compatibility for High-throughput Environments

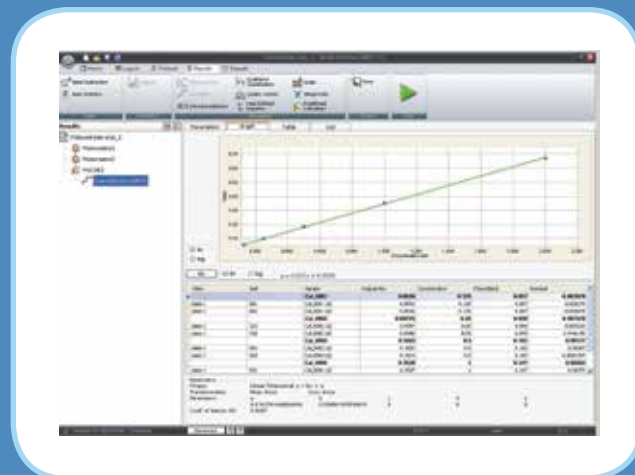
The plate carrier of the Multiskan FC is specially designed for convenient stacker and robot arm access, allowing microplate gripping in both portrait and landscape configurations. In addition, the SkanIt Software automation interface enables easy integration with robotic software.

Multiskan Verification Plate for Instrument Verification


The Thermo Scientific™ Multiskan™ Verification Plate, combined with the SkanIt Software verification feature, provides an excellent tool for verifying instrument performance and allows users to test the integrity and validity of their results. Moreover, the installation, operation and performance qualification (IQ/OQ/PQ) package provides a convenient way to document evidence, thus demonstrating the integrity of the instrument and its performance.

Meets European Directives

The Multiskan FC (IVD model) with the internal software conforms to the European IVD (In Vitro Medical Device) directive, making it ideal for qualitative and quantitative ELISA applications in clinical laboratories. Built using the highest quality components, the Multiskan FC conforms to the RoHS (Restriction of Hazardous Substances) directives.



Visual and logical user interface of SkanIt Software



Large color screen and visual internal software

Applications: Immunoassays (ELISA), protein assays, endotoxins, cytotoxicity and proliferation assays, enzyme assays and growth curves



USB port for easy data transfer



Robot-friendly plate carrier for both 96- and 384-well plates

Technical Specifications

Light source	Quartz-halogen lamp 6 V/10 W
Wavelength range	340–850 nm
Filters	8-position filter wheel, the instrument is delivered with the following standard filters installed: 405 nm, 450 nm and 620 nm. Additional filters can be ordered separately.
Half-bandwidth of filters	3–9 nm
Read-out range	0–6 Abs
Linearity (405 nm)	0–3 Abs, $\pm 2\%$, 96-well plate 0–2.5 Abs, $\pm 2\%$, 384-well plate
Resolution	0.001 Abs
Accuracy (405 nm)	$\pm 1\%$ (0–3 Abs) or ± 0.003 Abs, whichever is greater
Precision (405 nm)	$CV \leq 0.2\%$ (0.3–3 Abs)
Measurement speed	6 s, 96-well plate, fast mode 12 s, 96-well plate, normal mode 11 s, 384-well plate, fast mode 33 s, 384-well plate, normal mode
Optional incubator	Temperature range from ambient + 4°C up to 50°C
Shaking	Linear shaking with three modes: slow, medium and fast
Robotic compatibility	Yes
Display	High contrast color display (480 x 272 dots)
User interface	Internal software or PC control with SkanIt Software
Internal memory (standalone)	At least up to 99 assay protocols and 100 test results, 96-well plate
External printer type	HP PCL5, PCL5e or PCL5c
Communication	USB for computer connection USB memory stick position for data export USB for external printer
Mains input	100–240 V (50/60 Hz)
Power consumption	Max. 100 VA, standby 8 VA
Overall dimensions (H x W x D)	220 x 290 x 400 mm 8.7 x 11.4 x 15.7 in.
Weight	8.5 kg (18.7 lbs.)
Conformity to regulations	2006/95/EC (Low Voltage Directive) 2004/108/EC (Electromagnetic Compatibility Directive, EMC) FCC Part 15, Subpart B/Class B (July 2004) 2002/95/EC RoHS Directive 2002/96/EC (Waste of Electrical and Electronic Equipment) 98/79/EC (In Vitro Medical Device)*

PC requirements for SkanIt Software

Minimum system requirements	Intel™ Pentium™ 4 or equivalent, 1 GB RAM, 5 GB free hard disk space, USB port, CD-ROM drive and XVGA monitor
Operating system	Microsoft™ Windows™ XP Pro with SP3 or later, Microsoft Windows Vista™ with SP2 or later and Microsoft Windows 7

Ordering Information

Code	Instrument	Shaking	Incubation	96-well plates	384-well plates
51119000	Multiskan FC	x		x	
51119010*	Multiskan FC (IVD model)	x		x	
51119100	Multiskan FC with incubator	x	x	x	x

* Not available in North America

thermoscientific.com/platereaders
thermoscientific.com/ELISAsolutions

© 2013 Thermo Fisher Scientific Inc. All rights reserved. Intel and Pentium are trademarks of Intel Corporation in the United States and other countries. Windows and Windows Vista are trademarks of Microsoft Corporation in the United States and other countries. IBM is a registered trademark of International Business Machines Corporation. All (other) trademarks are the property of Thermo Fisher Scientific Inc. and its subsidiaries. Specifications, terms and pricing are subject to change. Not all products are available in all countries. Please consult your local sales representative for details.

USA/Canada +1 603 595 0505
USA toll free 800 345 0206
Austria +43 1 801 40 0
Belgium +32 53 73 42 41
Finland +358 9 3291 0200
France +33 2 2803 2000
Germany national toll free 08001-536 376
Germany international +49 6184 90 6940

Italy +39 02 95059 552
Netherlands +31 76 571 4440
Nordic/Baltic countries +358 9 329 100
Russia/CIS +7 (495) 739 76 41
Spain/Portugal +34 93 223 09 18
Switzerland +41 44 454 12 12
UK/Ireland +44 870 609 9203
Australia +613 9757 4474

China +86 21 6865 4588 or +86 10 8419 3588
China toll free 800-810-5118, 400-650-5118
India +91 22 6716 2200
Japan +81-3-5826-1616
Korea +82 11 796 7771
Other Asian countries +65 6872 9717
Countries not listed: +49 6184 90 6940 or +33 2 2803 2000

Thermo
SCIENTIFIC

Part of Thermo Fisher Scientific